



University of Connecticut

## Student Evaluation of Teaching Fall 2013

### Individual Report for PP-5340-H01-HRTFD- Introduction to Public Policy

Instructor: **Douglas Spencer** (SET Primary Instructor)

#### Response Table

Student Evaluation of Teaching (SET)	
Raters	Students
Responded	11
Invited	19
Response Ratio	58%

## Section 1. Summary

Please respond to the following question about instructor Douglas Spencer.

Question	Course	Department	School	University
	Median	Median	Median	Median
The instructor presented the course material clearly.	5.0	4.5	4.4	4.4
The instructor was well prepared for class.	5.0	4.8	4.6	4.6
The instructor responded to questions adequately.	5.0	4.6	4.6	4.6
The instructor stimulated interest in the subject.	5.0	4.5	4.5	4.5
The instructor showed interest in helping students learn.	5.0	4.7	4.7	4.7
The instructor gave clear assignments.	5.0	4.5	4.5	4.4
The instructor was accessible to students.	5.0	4.8	4.6	4.6
The instructor gave useful feedback on my performance.	5.0	4.5	4.4	4.4
The instructor returned graded work in a reasonable amount of time.	5.0	4.6	4.5	4.5
The instructor used class time effectively.	5.0	4.4	4.4	4.4
The instructor treated all students with respect.	5.0	4.7	4.8	4.8
The instructor graded fairly.	5.0	4.6	4.6	4.7
The instructor's teaching methods promoted student learning.	5.0	4.6	4.4	4.4

What is your overall rating of Douglas Spencer's teaching?

Question	Course	Department	School	University
	Median	Median	Median	Median
What is your overall rating of the instructor's teaching?	5.0	4.4	4.2	4.2

Please respond to the following question about the course.

Question	Course	Department	School	University
	Median	Median	Median	Median
The methods of evaluating student learning seemed appropriate.	5.0	4.5	4.4	4.4
The course content was well organized.	5.0	4.6	4.4	4.4
The course objectives were clear.	5.0	4.7	4.4	4.5
The course objectives were met.	5.0	4.7	4.4	4.4
The textbook made a valuable contribution.	2.0	3.7	4.1	4.1
The other course materials made a valuable contribution.	5.0	4.5	4.5	4.4
The pace of the course seemed appropriate.	5.0	4.5	4.3	4.4

What is your overall rating of the course?

Question	Course	Department	School	University
	Median	Median	Median	Median
What is your overall rating of the course?	4.0	4.1	4.0	3.9

## Section 2. Student Information

### What is your Academic Level?

Options	Count	Percentage
Freshman	1	9%
Sophomore	0	0%
Junior	0	0%
Senior	0	0%
Graduate	9	82%
Other	1	9%

### What is your expected grade in this course?

Options	Count	Percentage
A	10	91%
B	1	9%
C	0	0%
D	0	0%
F	0	0%
Pass	0	0%
Fail	0	0%
Other	0	0%

### What is your cumulative average (GPA)?

Options	Count	Percentage
3.5 and above	6	86%
3.0-3.4	1	14%
2.5-2.9	0	0%
2.0-2.4	0	0%
< 2.0	0	0%

### How many times did you miss this class?

Options	Count	Percentage
0-2	10	91%
3-4	1	9%
5-6	0	0%
> 6	0	0%

## Section 2. Student Information (continued)

**On average, how many hours a week did you spend outside of class preparing for this course?**

Options	Count	Percentage
0	0	0%
1-3	8	73%
4-6	2	18%
7-9	1	9%
10-14	0	0%
15+	0	0%

**Which best describes this course for you?**

Options	Count	Percentage
Requirement for my major	10	91%
General Education Requirement	1	9%
Other Requirement	0	0%
Elective	0	0%
Elective for major	0	0%

**My desire to take this course was:**

Options	Count	Percentage
Much more than most courses	2	18%
More than most courses	5	45%
About the same as most courses	3	27%
Less than most courses	1	9%
Much less than most courses	0	0%

**For me, the level of difficulty of the course content was:**

Options	Count	Percentage
Much more than most courses	0	0%
More than most courses	0	0%
About the same as most courses	6	55%
Less than most courses	5	45%
Much less than most courses	0	0%

## Section 2. Student Information (continued)


Overall, how much do you feel you've learned in this course?

Options	Count	Percentage
Much more than most courses	1	9%
More than most courses	3	27%
About the same as most courses	5	45%
Less than most courses	2	18%
Much less than most courses	0	0%


### Section 3. Questions About the Instructor

Please respond to the following question about instructor Douglas Spencer.


1. The instructor presented the course material clearly.




2. The instructor was well prepared for class.




3. The instructor responded to questions adequately.




4. The instructor stimulated interest in the subject.




5. The instructor showed interest in helping students learn.




6. The instructor gave clear assignments.



7. The instructor was accessible to students.




8. The instructor gave useful feedback on my performance.




**Please respond to the following question about instructor Douglas Spencer.  
(continued)**


9. The instructor returned graded work in a reasonable amount of time.




10. The instructor used class time effectively.




11. The instructor treated all students with respect.



12. The instructor graded fairly.




13. The instructor's teaching methods promoted student learning.




## Section 4. Questions About the Course

Please respond to the following question about the course.


1. The methods of evaluating student learning seemed appropriate.




2. The course content was well organized.




3. The course objectives were clear.




4. The course objectives were met.




5. The textbook made a valuable contribution.



6. The other course materials made a valuable contribution.



7. The pace of the course seemed appropriate.



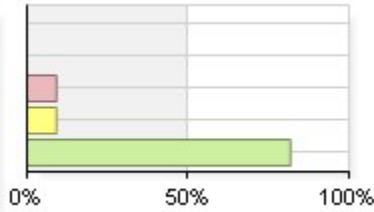


## Section 5. Aggregate Report on "Overall Questions"

### Overall Rating

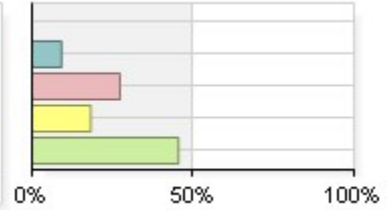
1. What is your overall rating of the instructor's teaching?

1 Poor	0	0%
2 Fair	0	0%
3 Good	1	9%
4 Very Good	1	9%
5 Excellent	9	82%
<b>Total</b>	<b>11</b>	



2. What is your overall rating of the course?

1 Poor	0	0%
2 Fair	1	9%
3 Good	3	27%
4 Very Good	2	18%
5 Excellent	5	45%
<b>Total</b>	<b>11</b>	



### Overall Rating

Question	Good, Very Good & Excellent	Very Good & Excellent	Excellent
What is your overall rating of the instructor's teaching?	100%	91%	82%
What is your overall rating of the course?	91%	64%	45%